

## Response Rates



**68.7%**

Student SEL  
Competencies



**65.5%**

Student Supports  
and Environment



**52.2%**

Teacher/Staff Survey



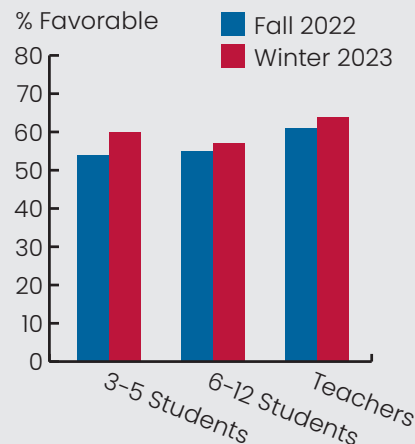
**3,648**

Family Survey

## CCS STRENGTH

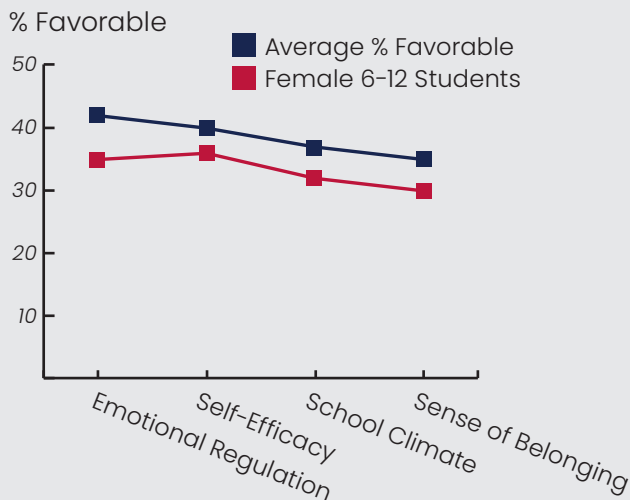
### Cultural Awareness and Actions

Measures how well schools support students in learning about, discussing, and confronting issues of race, ethnicity, and culture.



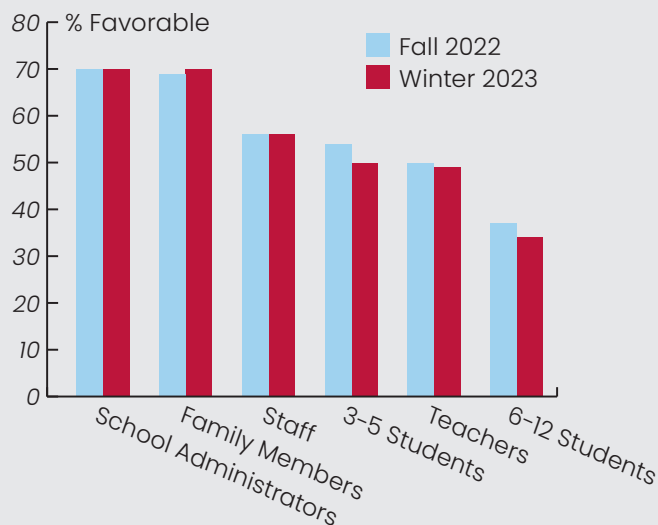
## AREAS OF GROWTH

### Secondary Female Students Report Below The District Average Across Many Topics



### Declines in School Climate

School Climate measures perceptions of the overall social and learning climate of the school



## Board of Education Goal Progress

Favorable responses since April 2021 regarding specific BOE goals

- Prioritize a Whole Child Focus
- Support Intervention Systems

